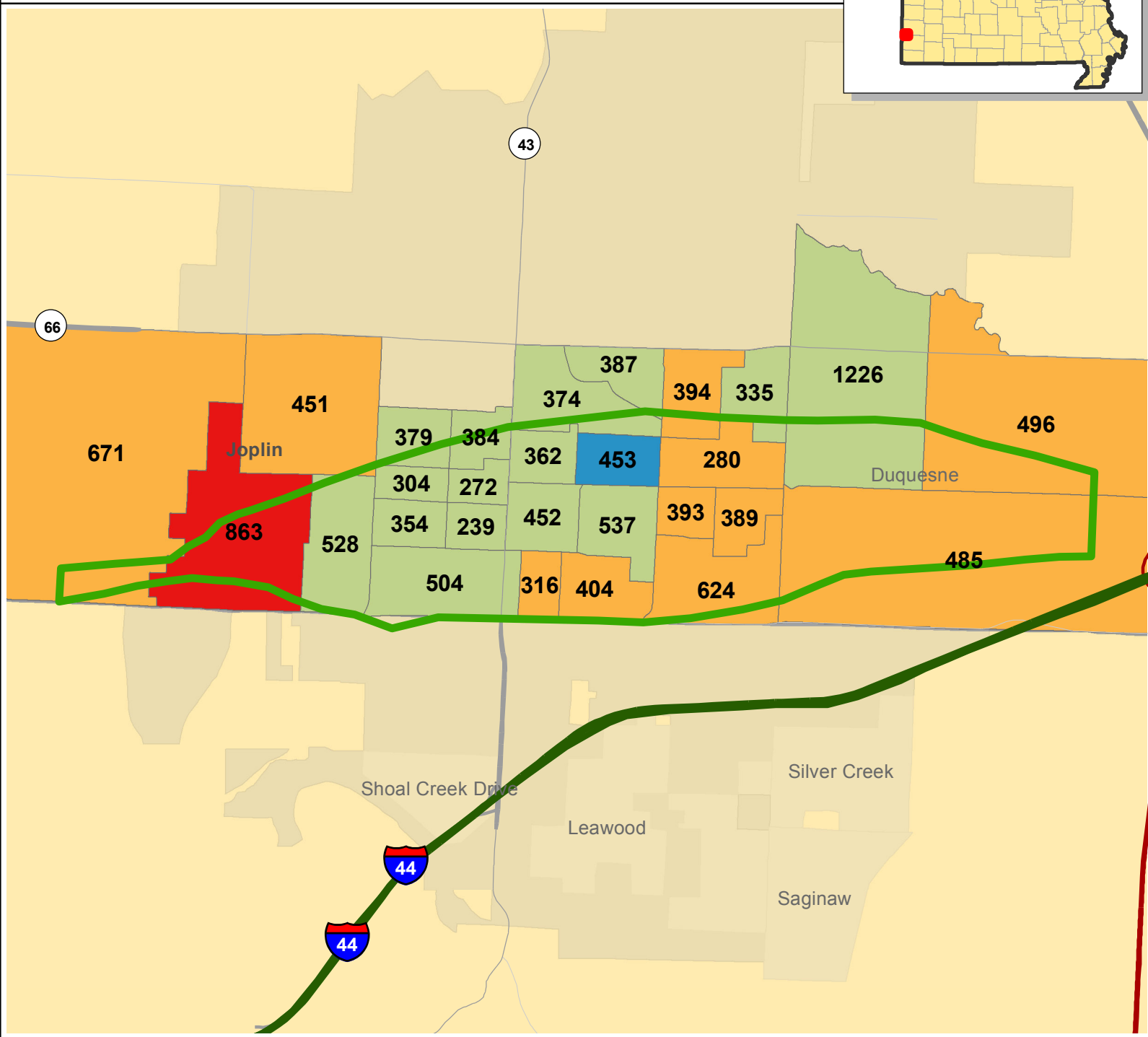
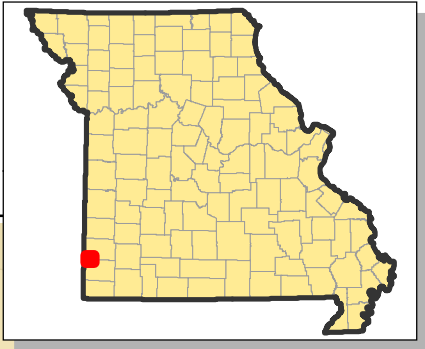


# US Census Block Groups Joplin Tornado

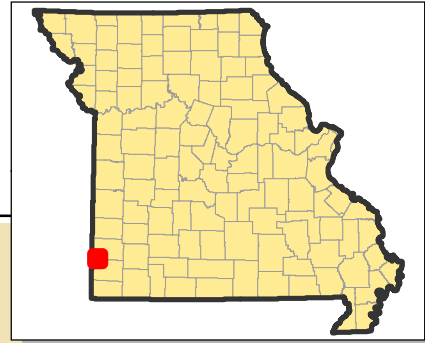
## 2010 Avg. Household Income by Block Group with Total Households labeled



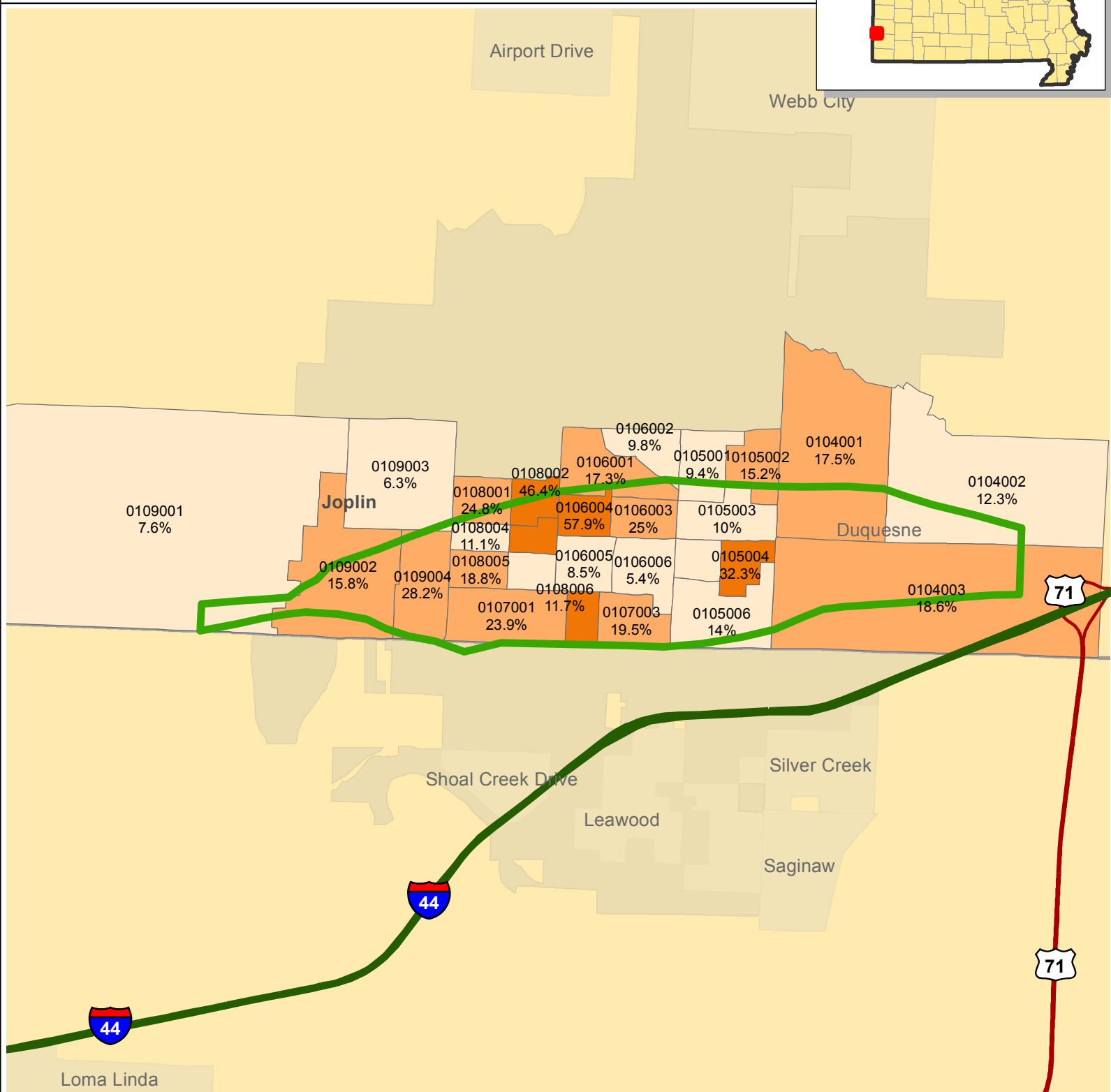
July 1, 2011

Tornado Path





# Cost Burdened Families Percentage



## Tornado Path Block Groups

June 16, 2011

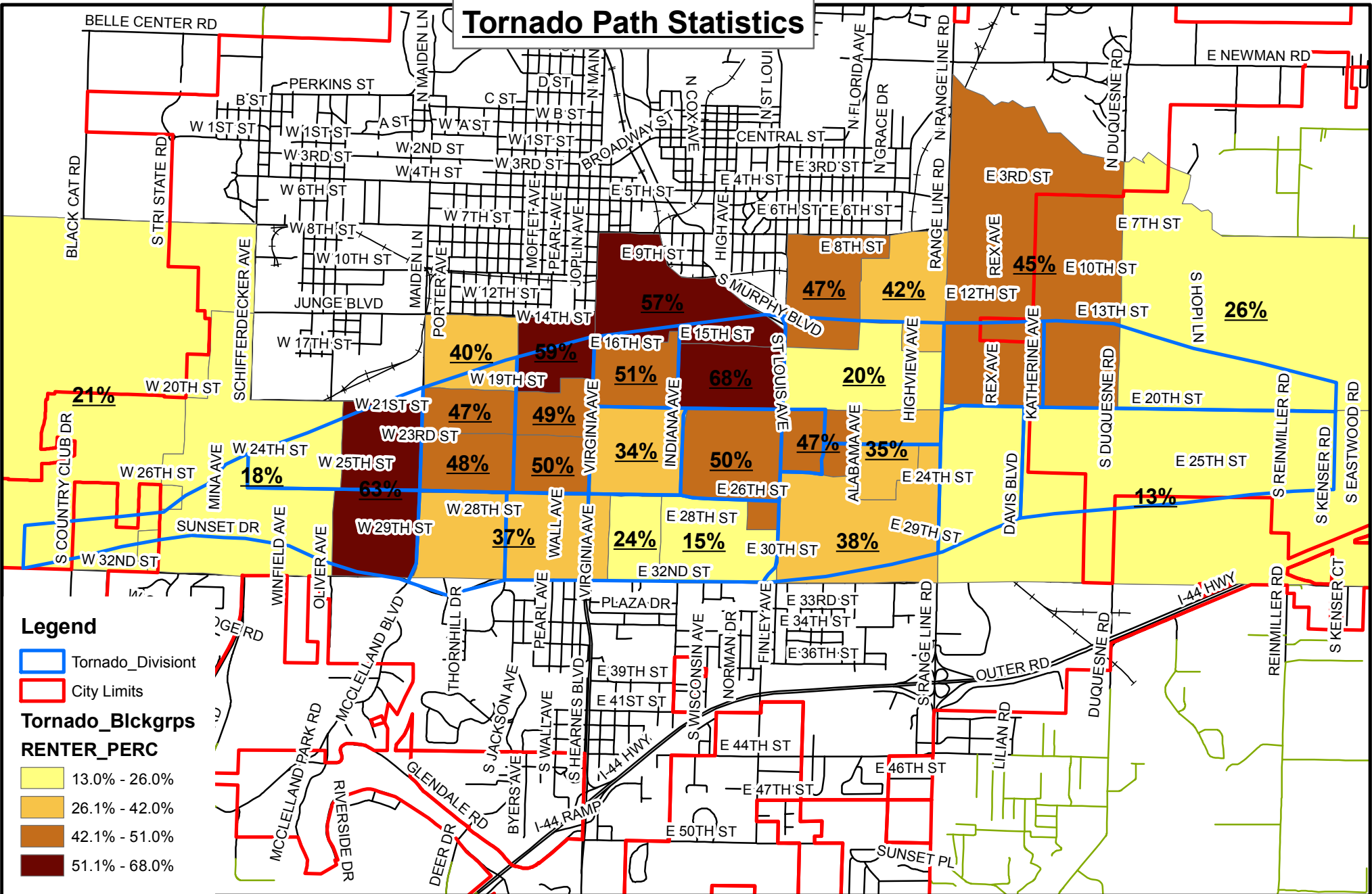
Tornado Path

- 28.3% - 57.9%
- 14.1% - 28.2%
- 5.4% - 14.0%

Missouri Economic Research and Information Center - Missouri Department of Economic Development

Sources: Tornado Path - City of Joplin, 22 May 2011; American Community Survey (ACS) 2005-2009 Estimates - US Census Bureau

# Tornado Path Statistics

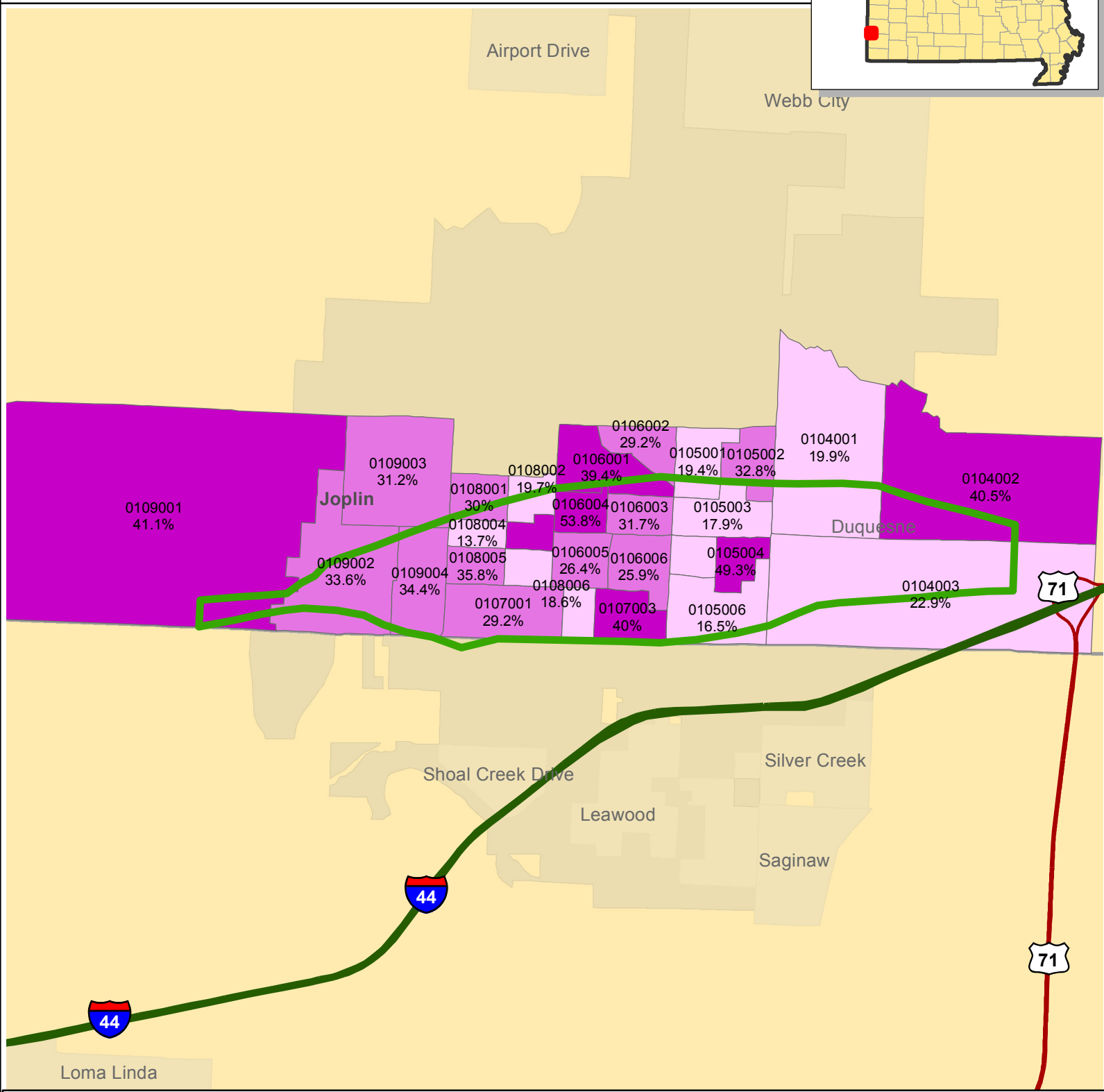
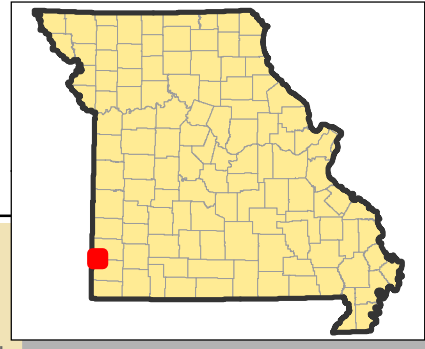


Source: 2000 Census

Percentage of households that are rentals.



# Households with Children Under 18 Percentage



### Tornado Path Block Groups

June 16, 2011



Tornado Path

- 35.9% - 53.8%
- 23.0% - 35.8%
- 11.4% - 22.9%

Missouri Economic Research and Information Center - Missouri Department of Economic Development

Sources: Tornado Path - City of Joplin, 22 May 2011; American Community Survey (ACS) 2005-2009 Estimates - US Census Bureau

Median household income in Joplin in 2009:

Joplin: \$36,873  
State: \$45,229

Number of households with income < \$10k:

Joplin: 12.1% (2,357)  
State: 8.6% (201,855)

Number of households with income > \$10k:

Joplin: 9.6% (1,860)  
State: 6.3% (148,188)

Number of households with income > \$15k:

Joplin: 7.6% (1,480)  
State: 5.8% (136,414)

Number of households with income > \$20k:

Joplin: 5.9% (1,136)  
State: 6.3% (148,305)

Number of households with income > \$25k:

Joplin: 5.2% (1,015)  
State: 6.2% (144,219)

Number of households with income > \$30k:

Joplin: 6.1% (1,185)  
State: 5.7% (132,533)

Number of households with income > \$35k:

Joplin: 8.0% (1,551)  
Missouri: 5.9% (138,232)

Number of households with income > \$40k:

Joplin: 6.1% (1,178)  
Missouri: 4.9% (115,191)

Number of households with income > \$45k:

Joplin: 5.2% (1,002)  
State: 4.8% (113,032)

Number of households with income > \$50k:

Joplin: 9.7% (1,888)  
State: 8.7% (202,581)

Number of households with income > \$60k:

Joplin: 10.0% (1,933)  
State: 10.4% (242,901)

Number of households with income > \$75k+:

Joplin: 8.0% (1,560)  
State: 11.6% (270,385)

Number of households with income > \$100+:

Joplin: 1.4% (278)  
State: 6.4% (150,197)

Number of households with income > \$125+:

Joplin: 1.7% (328)  
Missouri: 3.2% (75,639)

Number of households with income > \$150+:

Joplin: 1.2% (227)  
State: 2.8% (66,127)

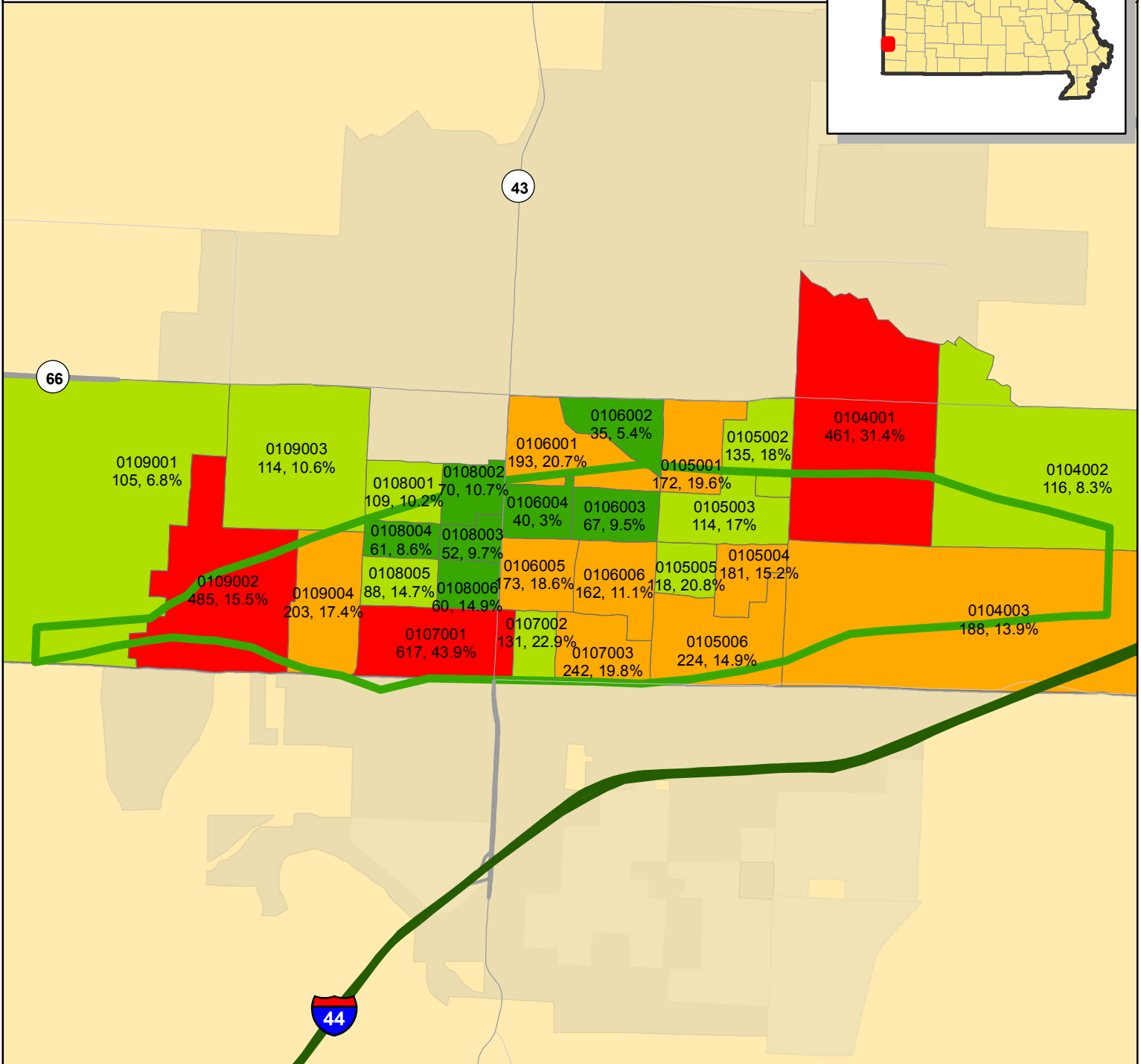
Number of households with income > \$200k:

Joplin: 2.2% (434)  
State: 2.3% (54,865)

ACS

Joplin Tornado

# American Community Survey - Seniors Population Counts

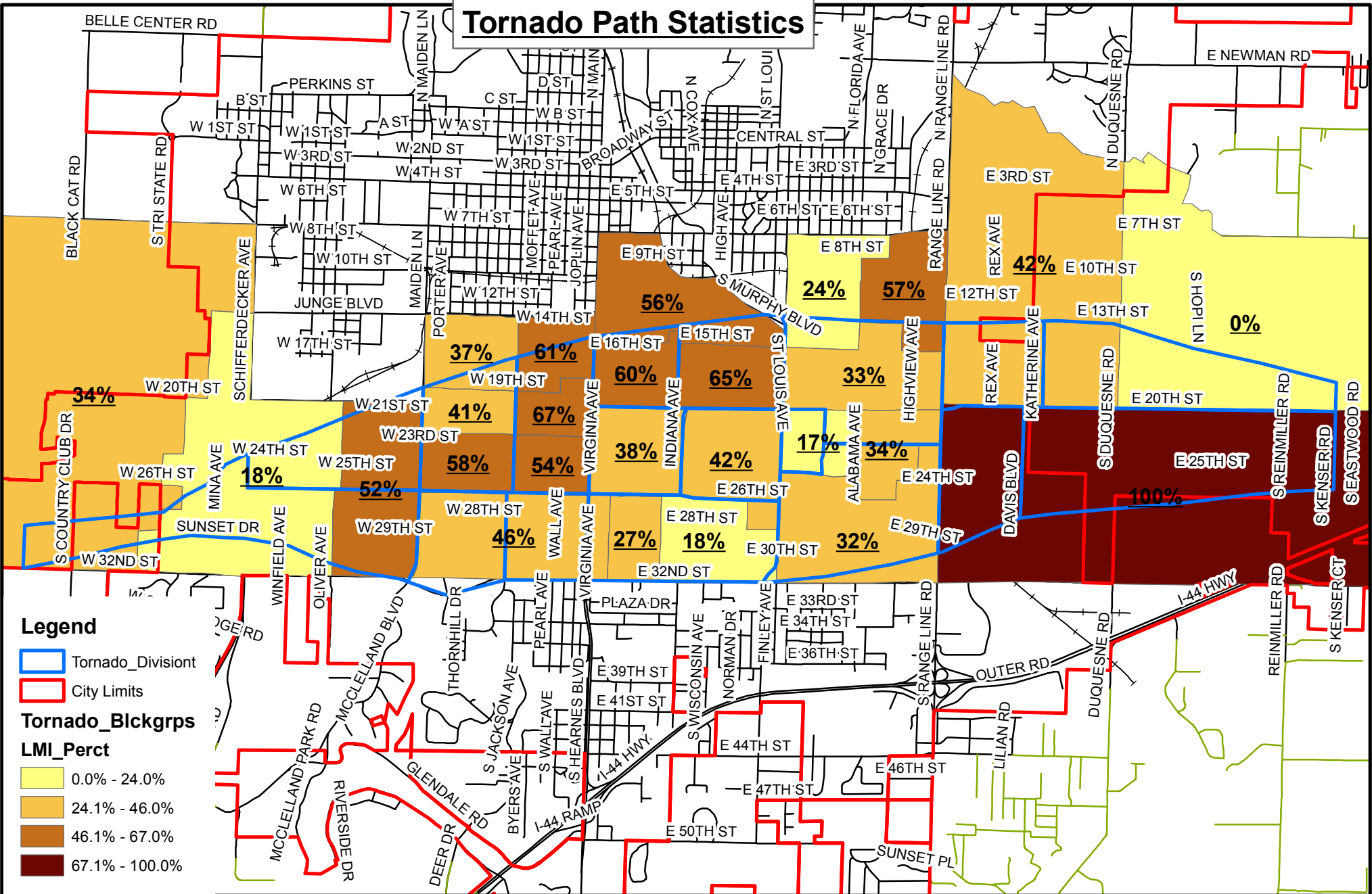


Senior Population Tornado Path

- 243 - 617
- 136 - 242
- 71 - 135
- 35 - 70

July 20, 2011

# Tornado Path Statistics



Source: 2010 HUD data

Percentage of households with Low to Moderate Income

